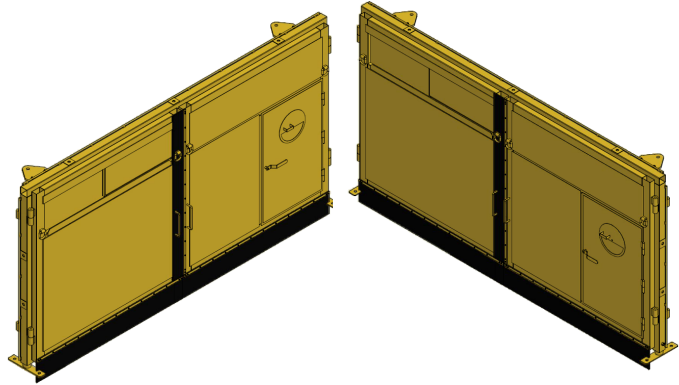
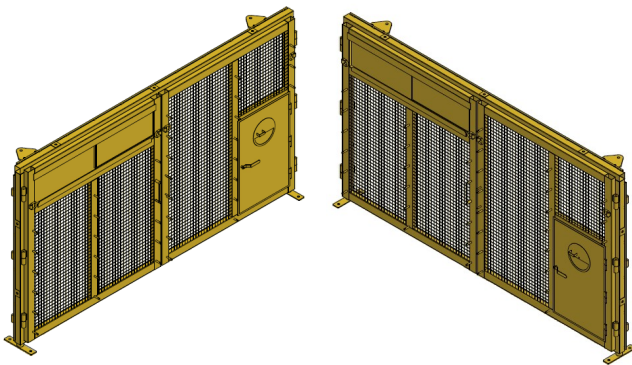


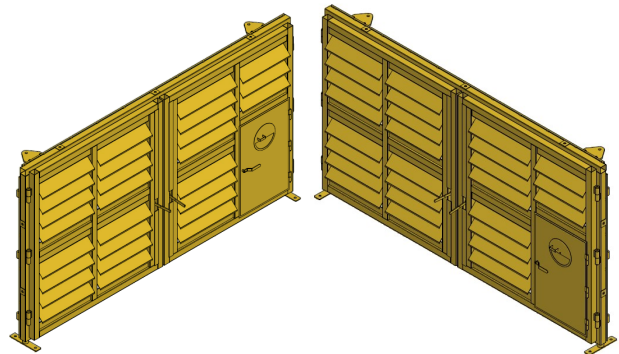
Mandoors



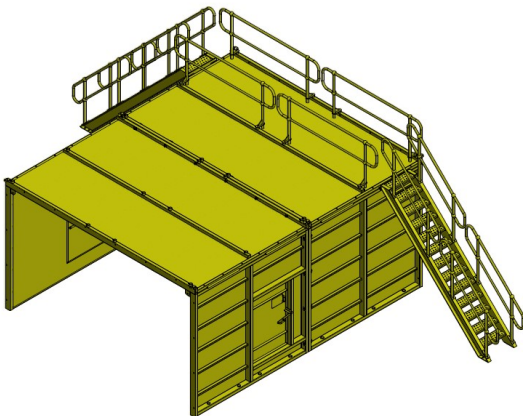
Machine Doors



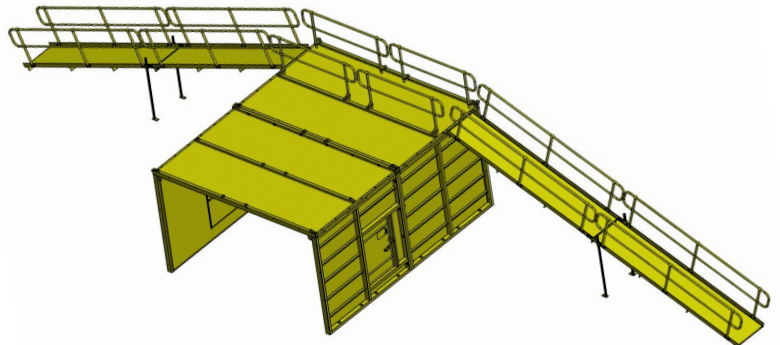
Rubber Regulators



Louvre Regulators



Overcast with Stairs



Overcast with Ramps

Contact: Clive Hartley Mobile: 0428 289 981
Phone: 07 4930 2122 clive@ropsqld.com.au



Overcast/Underpass

Overcast (Standard) A
 Overcast (Standard) B
 Lid Overcast 5 psi 6.9 x 5.2 x 1 metre height Side panels
 Drive over Overcast 40 ton

Doors

Man Door - Steel (1m x 1.5m) 5psi Rated
 Man Door Frame - Steel (1m x 1.5m) 5psi Rated
 Man Door -steel (1m x 1m)
 50 psi Man Door
 Machine Door (2 hinges)
 Machine Door (3Pin)
 Machine Door frames only
 Louvre Regulator (2Pin)
 Louvre Regulator (3Pin)
 Rubber Regulator (2Pin)
 Rubber Regulator (3Pin)
 Machine/Regulator Head Frame (2Pin)
 Machine/Regulator Head Frame (3Pin)
 Machine/Regulator Legs (2Pin)
 Machine/Regulator Legs (3Pin)
 Machine Door Feet
 Machien Door Pins
 Machine/Regulator Roof Brace
 Machine/Regulator Hinge Brace
 Machine/Regulator Floor Brace
 Butchers Doors
 Butcher Doors head beam only
 Butcher door fraz sheets only 3000 x 1000 x 10 mm
 Butcher Doors FRAZ sheets only 3000 x 1000 x 8 mm

Consumables

Depth Gauge 100mm
 Depth Gauge 125mm
 Depth Gauge 150mm
 Depth Gauge 175mm
 Depth Gauge 200mm
 Depth Gauge 245mm
 Stopping Poles
 VCD Plaques
 Service Pipes
 Crimps
 Spacer Bars 380
 Spacer Bars 425
 Spacer Bars 500
 Spacer Bars 600
 Goaf Drainbend A
 U Tubes/ water - trap
 Gas sample tubes 1 mtr
 Gas sample tubes 2 mtr
 Gas Sample tubes 3 mtr
 Depth Gauge 245mm
 1 Spacerbar - 1140
 Mesh Strip
 Service pipe 3m
 Service pipe 6m
 Shouldered clamp 6"
 6"butterfly valve